



# Insects and other animals

Biological Sciences



Written for the Australian Curriculum: Science

Sienna Osborne | Randall Hall | Richard John

## AUSTRALIAN CURRICULUM: SCIENCE

<b>Strand:</b>	Science Understanding, Science Inquiry Skills
<b>Sub-strand:</b>	Biological Sciences
<b>Descriptor:</b>	Living things have a variety of external features Represent and communicate observations and ideas in a variety of ways including formal and informal representations

### SCIENCE WORDS

Insect, mammal, fish, fishes, bird, head, thorax, abdomen, skeleton, exoskeleton, gills, antennae, predator

### INFORMATION FOR PARENTS OR CAREGIVER

Helping your child learn to read is a rewarding and enjoyable experience for both you and your child. Here are some ways you can help your child with their reading.

#### BEFORE READING

- Introduce the book; read the title and look at the picture on the front cover. Ask what the book might be about.
- Ask your child if they know any examples of insects.
- Look through the book and talk about the pictures. Do they notice any differences between insects and other animals?
- Refer to the science words. Discuss each word and its meaning. These words will appear in the book.

#### DURING READING

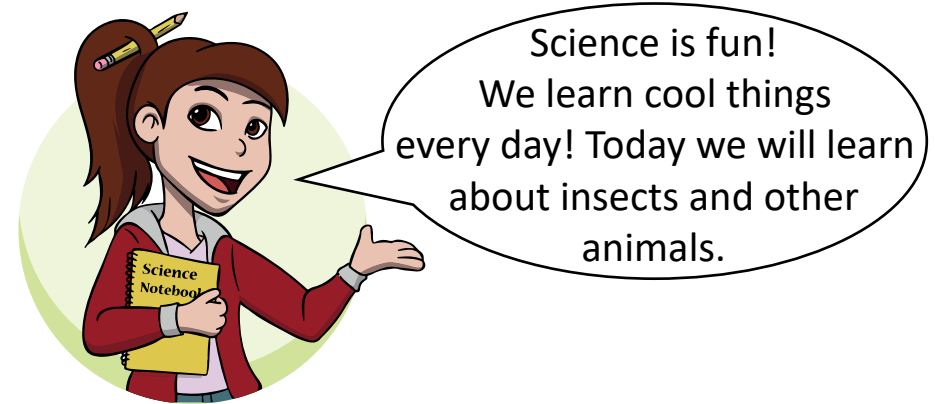
- At this level, your child should attempt to read their home reader on their own. There will be words they are unsure of. Encourage them to break these words down into their individual sounds, blending them from left to right.
- Stop your child on the pages where Suzie the Scientist appears. Discuss the science vocabulary and interesting information presented.

#### SCIENCE CONCEPTS IN THIS BOOK

Animals can be broadly classified into two groups: invertebrates (animals without a backbone) and vertebrates (animals with a backbone). Each group is divided into sub-groups with birds, mammals and fishes being sub-groups of vertebrates while insects, crustaceans and corals are sub-groups of invertebrates.

Insects have characteristic external features we can use to identify them. For example, all insects have three body parts: the head, thorax and abdomen. They also have three pairs of segmented legs and a single pair of antennae. Most insects also have wings although a few species do not. The skeleton of an insect is on the outside of the body and is known as an exoskeleton.

There are more species of insects than all other species of animals combined.



# Insects and other animals




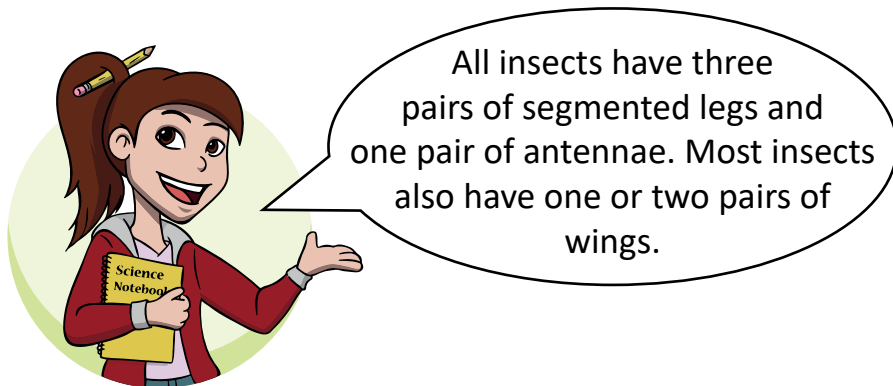
Written for the Australian Curriculum: Science

Sienna Osborne | Randall Hall | Richard John

I am black and yellow. I have wings to help me fly.

I have two antennae to help me sense things around me.

I have six legs. I am an insect. I am a bee.



I have feathers to keep  
me warm.

I have wings to help me  
fly.

I have a long, hard beak  
and two legs.

I am not an insect, I am  
a bird.



I am a kookaburra and I  
eat insects!

# Insects, mammals, birds and fishes. We are all animals!



## AFTER READING

Ask your child what the book was about and encourage them to re-tell it in the order in which it appeared.

Discuss the following with your child to assist in understanding the content of the book:

- How many legs do insects have? Is the skeleton on the inside or outside for insects?
- What other features do insects have?
- How many legs does a spider have? Do you think a spider is an insect?
- What is your favourite insect?

First published in Australia in 2017  
Publicious Pty Ltd

Copyright © Sienna Osborne, Randall Hall, Richard John 2017

### Reproduction and communication

Apart from any fair dealing for the purposes of private study, research, criticism or review, as permitted under the Act no part of the this book may be reproduced, stored in a retrieval system, communicated or transmitted in any form or by any means without prior written permission. Inquiries should be addressed to the publisher

National Library of Australia Cataloguing-in-Publication data:  
Osborne, Sienna; Hall, Randall; John, Richard  
Insects and other animals  
ISBN: 978-0-6481833-2-7

Printed in Australia

### Acknowledgements

Series Illustrators: Gemma Duffill, Sam Dunn, Carissa Harris, James Elms  
Series Graphic Artist: Sam Dunn  
Series Consultants: Samantha Hutchinson, Gayle Brent  
Images: Shutterstock

### Community Partners

The authors gratefully acknowledge the support of the following people and organisations for their assistance in the production and distribution of this series:

Jock and Beverly McIlwain, Mermaid Waters, Queensland, Australia  
Griffith University, Queensland, Australia  
Rotary International, Australia, District 9640  
P&Cs Queensland



# Insects and other animals

Biological Sciences

**In this book Suzie the Scientist helps us learn about insects and other animals. We explore some of the external features of insects, birds, fishes and mammals. Suzie also helps us work out the difference between insects and other types of animals.**

**Australian Curriculum:** All books in the 'Suzie the Scientist' series are written for the *Australian Curriculum: Science* and align directly to what children learn in the classroom. This book addresses the learning outcome "Living things have a variety of external features" from the Biological Sciences sub-strand.



WOW! Insects are cool! And so is science.

## PARENTS, READ ALONG WITH SUZIE!

*Throughout this book Suzie the Scientist tells us interesting scientific facts. Use these pages to encourage further interest and discussion about **insects and other animals** with your child.*

### Suggested Reading Level:



PM 12-14, Fountas & Pinnell G-H



ISBN 978-0-6481833-2-7



9 780648 183327 >

Publicious Pty Ltd | Gold Coast, Australia  
[www.suziethescientist.com.au](http://www.suziethescientist.com.au)